

BEACONSFIELD KINDERGARTEN INC

ANAPHYLAXIS POLICY

Mandatory – Quality Area 2

ELAA acknowledges the contribution of the Department of Allergy and Immunology at The Royal Children's Hospital Melbourne, Allergy & Anaphylaxis Australia Inc and Department of Education and Training (DET) in the development of this policy.

PURPOSE

This policy will provide guidelines to:

- minimise the risk of allergic reaction resulting in anaphylaxis occurring while children are in the care of Beaconsfield Kindergarten
- ensure that service staff respond appropriately to anaphylaxis by following the child's ASCIA action plan for anaphylaxis
- raise awareness of anaphylaxis and its management amongst all at the service through education and policy implementation.

This policy should be read in conjunction with the *Dealing with Medical Conditions Policy*.

POLICY STATEMENT

1. VALUES

Beaconsfield Kindergarten believes that the safety and wellbeing of children who are at risk of anaphylaxis is a whole-of-community responsibility, and is committed to:

- providing a safe and healthy environment in which children at risk of anaphylaxis can participate fully in all aspects of the program
- raising awareness of families, staff, children and others attending the service about allergies and anaphylaxis
- actively involving the parents/guardians of each child at risk of anaphylaxis in assessing risks, and in developing risk minimisation and risk management strategies for their child
- ensuring all staff members and other adults at the service have adequate knowledge of allergies, anaphylaxis and emergency procedures
- facilitating communication to ensure the safety and wellbeing of children at risk of anaphylaxis.

2. SCOPE

This policy applies to the Approved Provider, Persons with Management or Control, Nominated Supervisors, Persons in day-to-day Charge, educators, staff, students on placement, volunteers, parents/guardians, children and others attending the programs and activities of Beaconsfield Kindergarten. This policy will apply regardless of whether a child diagnosed by a registered medical practitioner as being at risk of anaphylaxis is enrolled at the service.

3. BACKGROUND AND LEGISLATION

Background

Anaphylaxis is a severe and potentially life-threatening allergic reaction. Up to two per cent of the general population and up to ten per cent of children are at risk. The most common causes of allergic reaction in young children are eggs, peanuts, tree nuts, cow's milk, fish, shellfish, soy, wheat and sesame, bee or other insect stings, and some medications. A reaction can develop within minutes of exposure to the allergen and young children may not be able to identify or articulate the symptoms of

anaphylaxis. With planning and training, a reaction can be treated effectively by using an adrenaline autoinjector, often called an EpiPen® or an Anapen®.

In any service that is open to the general community it is not possible to achieve a completely allergen-free environment. A range of procedures and risk minimisation strategies, including strategies to minimise the presence of allergens in the service, can reduce the risk of anaphylactic reactions.

Legislation that governs the operation of approved children's services is based on the health, safety and welfare of children, and requires that children are protected from hazards and harm. The Approved Provider will ensure that there is at least one educator on duty at all times who has current approved anaphylaxis management training in accordance with the *Education and Care Services National Regulations 2011* (Regulation 136(1)(b)). As a demonstration of duty of care and best practice, Beaconsfield Kindergarten requires that all educators have current approved anaphylaxis management training (refer to *Definitions*).

Approved anaphylaxis management training is listed on the ACECQA website (refer to *Sources*).

Legislation and standards

Relevant legislation and standards include but are not limited to:

- *Education and Care Services National Law Act 2010*: Sections 167, 169
- *Education and Care Services National Regulations 2011*: Regulations 90–96, 102, 136, 137, 146, 147, 160–162, 168(2)(d), 173, 177, 181, 183, 184, 246
- *Health Records Act 2001* (Vic)
- *National Quality Standard*, including Quality Area 2: Children's Health and Safety
- *Occupational Health and Safety Act 2004* (Vic)
- *Privacy and Data Protection Act 2014* (Vic)
- *Privacy Act 1988* (Cth)
- *Public Health and Wellbeing Act 2008* (Vic)
- *Public Health and Wellbeing Regulations 2009* (Vic)

The most current amendments to listed legislation can be found at:

- Victorian Legislation – Victorian Law Today: <http://www.legislation.vic.gov.au/>
- Commonwealth Legislation – ComLaw: <http://www.comlaw.gov.au/>

4. DEFINITIONS

The terms defined in this section relate specifically to this policy. For commonly used terms e.g. Approved Provider, Nominated Supervisor, Regulatory Authority etc. refer to the *General Definitions* section of this manual.

Adrenaline autoinjector: An intramuscular injection device containing a single dose of adrenaline designed to be administered by people who are not medically trained. This device is commonly called an EpiPen® or an Anapen®. As EpiPen® and Anapen® products have different administration techniques, only one brand should be prescribed per individual and their ASCIA action plan for anaphylaxis (refer to *Definitions*) must be specific for the brand they have been prescribed.

Used adrenaline autoinjectors should be placed in a rigid sharps disposal unit or another rigid container if a sharps container is not available.

Adrenaline autoinjector kit: An insulated container with an unused, in-date adrenaline autoinjector, a copy of the child's ASCIA action plan for anaphylaxis, and telephone contact details for the child's parents/guardians, doctor/medical personnel and the person to be notified in the event of a reaction if the parents/guardians cannot be contacted. If prescribed, an antihistamine should also be included in the kit. Autoinjectors must be stored away from direct heat and cold.

Allergen: A substance that can cause an allergic reaction.

Allergy: An immune system response to something in the environment which is usually harmless, eg: food, pollen, dust mite. These can be ingested, inhaled, injected or absorbed.

Allergic reaction: A reaction to an allergen. Common signs and symptoms include one or more of the following:

- **Mild to moderate signs & symptoms:**
 - hives or welts
 - tingling mouth
 - swelling of the face, lips & eyes
 - abdominal pain, vomiting and/or diarrhoea are mild to moderate symptoms, however these are severe reactions to insects.
- **Signs & symptoms of anaphylaxis are:**
 - difficult/noisy breathing
 - swelling of the tongue
 - swelling/tightness in the throat
 - difficulty talking and/or hoarse voice
 - wheeze or persistent cough
 - persistent dizziness or collapse (child pale or floppy).

Anapen®: A type of adrenaline autoinjector (refer to *Definitions*) containing a single dose of adrenaline. The administration technique in an Anapen® is different to that of the EpiPen®. Two strengths are available: an Anapen® and an Anapen Jr®, and each is prescribed according to a child's weight. The Anapen Jr® is recommended for a child weighing 10–20kg. An AnaPen® is recommended for use when a child weighs more than 20kg. The child's ASCIA action plan for anaphylaxis (refer to *Definitions*) must be specific for the brand they have been prescribed.

Anaphylaxis: A severe, rapid and potentially life threatening allergic reaction that affects normal functioning of the major body systems, particularly the respiratory (breathing) and/or circulation systems.

Anaphylaxis management training: Training that includes recognition of allergic reactions, strategies for risk minimisation and risk management, procedures for emergency treatment and facilitates practise in the administration of treatment using an adrenaline autoinjector (refer to *Definitions*) trainer. Approved training is listed on the ACECQA website (refer to *Sources*).

Approved anaphylaxis management training: Training that is approved by the National Authority in accordance with Regulation 137(e) of the *Education and Care Services National Regulations 2011*, and is listed on the ACECQA website (refer to *Sources*).

ASCIA action plan for anaphylaxis: An individual medical management plan prepared and signed by the child's treating, registered medical practitioner that provides the child's name and confirmed allergies, a photograph of the child, a description of the prescribed anaphylaxis medication for that child and clear instructions on treating an anaphylactic episode. The plan must be specific for the brand of autoinjector prescribed for each child. Examples of plans specific to different adrenaline autoinjector brands are available for download on the Australasian Society of Clinical Immunology and Allergy (ASCIA) website:

www.allergy.org.au/health-professionals/anaphylaxis-resources/ascia-action-plan-for-anaphylaxis

At risk child: A child whose allergies have been medically diagnosed and who is at risk of anaphylaxis.

Communication plan: A plan that forms part of the policy outlining how the service will communicate with parents/guardians and staff in relation to the policy. The communication plan also describes how parents/guardians and staff will be informed about risk minimisation plans and emergency procedures to be followed when a child diagnosed as at risk of anaphylaxis is enrolled at a service.

Duty of care: A common law concept that refers to the responsibilities of organisations to provide people with an adequate level of protection against harm and all reasonable foreseeable risk of injury.

EpiPen®: A type of adrenaline autoinjector (refer to *Definitions*) containing a single dose of adrenaline which is delivered via a spring-activated needle that is concealed until administration is required. Two strengths are available: an EpiPen® and an EpiPen Jr®, and each is prescribed according to a child's weight. The EpiPen Jr® is recommended for a child weighing 10–20kg. An EpiPen® is recommended for use when a child weighs more than 20kg. The child's ASCIA action plan for anaphylaxis (refer to *Definitions*) must be specific for the brand they have been prescribed.

First aid management of anaphylaxis course: Accredited training in first aid management of anaphylaxis including competency in the use of an adrenaline autoinjector.

Intolerance: Often confused with allergy, intolerance is an adverse reaction to ingested foods or chemicals experienced by the body but not involving the immune system.

No food sharing: A rule/practice in which a child at risk of anaphylaxis only eats food that is supplied/permitted by their parents/guardians and does not share food with, or accept food from, any other person.

Nominated staff member: (In relation to this policy) a staff member nominated to be the liaison between parents/guardians of a child at risk of anaphylaxis and the Approved Provider. This person also checks regularly to ensure that the adrenaline autoinjector kit is complete and that the device itself is unused and in date, and leads practise sessions for staff who have undertaken anaphylaxis management training. At Beaconsfield Kindergarten, the nominated staff member will be the highest qualified/leading educator for each kindergarten group.

Risk minimisation: The practice of developing and implementing a range of strategies to reduce hazards for a child at risk of anaphylaxis, by removing, as far as is practicable, major allergen sources from the service.

Risk minimisation plan: A service-specific plan that documents a child's allergy, practical strategies to minimise risk of exposure to allergens at the service and details of the person/s responsible for implementing these strategies. A risk minimisation plan should be developed by the Early Childhood Teacher/Nominated Supervisor in consultation with the parents/guardians of the child at risk of anaphylaxis and service staff. The plan should be developed upon a child's enrolment or initial diagnosis, and reviewed each term and on re-enrolment. A sample risk minimisation plan is provided as Attachment 3.

Staff record: A record which the Approved Provider of a centre-based service must keep containing information about the Nominated Supervisor, staff, volunteers and students at a service, as set out under Division 9 of the National Regulations.

5. SOURCES AND RELATED POLICIES

Sources

- ACECQA provides lists of approved first aid training, approved emergency asthma management training and approved anaphylaxis management training on their website: <https://www.acecqa.gov.au/qualifications/requirements/first-aid-qualifications-training>
- Allergy & Anaphylaxis Australia Inc is a not-for-profit support organisation for families of children with food-related anaphylaxis. Resources include a telephone support line and items available for sale including storybooks, and EpiPen® trainers: www.allergyfacts.org.au
- Australasian Society of Clinical Immunology and Allergy (ASCIA): www.allergy.org.au provides information and resources on allergies. Action plans for anaphylaxis can be downloaded from this site. Also available is a procedure for the First Aid Treatment for anaphylaxis (refer to Attachment 4). Contact details of clinical immunologists and allergy specialists are also provided.

- Department of Education and Training (DET) provides information related to anaphylaxis and anaphylaxis training:
<https://www.education.vic.gov.au/childhood/providers/regulation/Pages/anaphylaxis.aspx>
- Department of Allergy and Immunology at The Royal Children's Hospital Melbourne (www.rch.org.au/allergy) provides information about allergies and services available at the hospital. This department can evaluate a child's allergies and provide an adrenaline autoinjector prescription. Kids Health Info fact sheets are also available from the website, including *Allergic and anaphylactic reactions*: www.rch.org.au/kidsinfo/factsheets.cfm?doc_id=11148
- The Royal Children's Hospital has been contracted by the Department of Education and Training (DET) to provide an Anaphylaxis Advice & Support Line to central and regional DET staff, school principals and representatives, school staff, children's services staff and parents/guardians wanting support. The Anaphylaxis Advice & Support Line can be contacted on 1300 725 911 or 9345 4235, or by email: carol.whitehead@rch.org.au

Service policies

- *Administration of First Aid Policy*
- *Administration of Medication Policy*
- *Asthma Policy*
- *Dealing with Medical Conditions Policy*
- *Diabetes Policy*
- *Enrolment and Orientation Policy*
- *Excursions and Service Events Policy*
- *Hygiene Policy*
- *Incident, Injury, Trauma and Illness Policy*
- *Inclusion and Equity Policy*
- *Nutrition, Active Play & Oral Health Policy*
- *Privacy and Confidentiality Policy*
- *Supervision of Children Policy*

PROCEDURES

The Approved Provider and Persons with Management or Control are responsible for:

- ensuring that an anaphylaxis policy, which meets legislative requirements and includes a risk minimisation plan (refer to Attachment 3) and communication plan, is developed for the service and reviewed regularly
- providing approved anaphylaxis management training (refer to *Definitions*) to staff as required under the National Regulations
- ensuring that at least one educator with current approved anaphylaxis management training (refer to *Definitions*) is in attendance and immediately available at all times the service is in operation (Regulations 136, 137)
- ensuring the Nominated Supervisor, educators, staff members, students and volunteers at the service are provided with a copy of the *Anaphylaxis Policy* and the *Dealing with Medical Conditions Policy*
- ensuring parents/guardians and others at the service are provided with a copy of the *Anaphylaxis Policy* and the *Dealing with Medical Conditions Policy* (Regulation 91)
- ensuring that there is an unused, in date adrenaline autoinjector on the premises, even if no child is diagnosed as at risk of anaphylaxis
- developing procedures for the use of the adrenaline autoinjector supplied by the service (see Attachment 5)

- ensuring that staff practice administration of treatment for anaphylaxis using an adrenaline autoinjector trainer at least annually, and preferably quarterly, and that participation is documented on the staff record and the communication plan
- ensuring the details of approved anaphylaxis management training (refer to *Definitions*) are included on the staff record (refer to *Definitions*), including details of training in the use of an autoinjector (Regulations 146, 147)
- ensuring that parents/guardians or a person authorised in the enrolment record provide written consent to the medical treatment or ambulance transportation of a child in the event of an emergency (Regulation 161), and that this authorisation is kept in the enrolment record for each child
- ensuring that parents/guardians or a person authorised in the child's enrolment record provide written authorisation for excursions outside the service premises (Regulation 102) (refer to *Excursions and Service Events Policy*)
- identifying children with anaphylaxis during the enrolment process and informing staff
- following appropriate reporting procedures set out in the *Incident, Injury, Trauma and Illness Policy* in the event that a child is ill, or is involved in a medical emergency or an incident at the service that results in injury or trauma.

In services where a child diagnosed as at risk of anaphylaxis is enrolled, the Approved Provider is also responsible for:

- displaying a notice prominently at the service stating that a child diagnosed as at risk of anaphylaxis is being cared for and/or educated by the service (Regulation 173(2)(f))
- ensuring the *Enrolment checklist for children diagnosed as at risk of anaphylaxis* (refer to Attachment 2) is completed
- ensuring an ASCIA action plan for anaphylaxis, risk management plan (refer to Attachment 3) and communications plan are developed for each child at the service who has been medically diagnosed as at risk of anaphylaxis, in consultation with that child's parents/guardians and with a registered medical practitioner
- ensuring that all children diagnosed as at risk of anaphylaxis have details of their allergy, their ASCIA action plan for anaphylaxis and their risk minimisation plan filed with their enrolment record (Regulation 162)
- ensuring a medication record is kept for each child to who medication is to be administered by the service (Regulation 92)
- ensuring parents/guardians of all children with anaphylaxis provide an unused, in-date adrenaline autoinjector at all times their child is attending the service. Where this is not provided, children will be unable to attend the service
- ensuring that the child's ASCIA action plan for anaphylaxis is specific to the brand of adrenaline autoinjector prescribed by the child's medical practitioner
- implementing a procedure for first aid treatment for anaphylaxis consistent with current national recommendations (refer to Attachment 4) and ensuring all staff are aware of the procedure
- ensuring adequate provision and maintenance of adrenaline autoinjector kits (refer to *Definitions*)
- ensuring the expiry date of the adrenaline autoinjector is checked regularly and replaced when required and the liquid in the EpiPen/EpiPen Jnr is clear
- ensuring that a sharps disposal unit is available at the service for the safe disposal of used adrenaline autoinjectors
- implementing a communication plan and encouraging ongoing communication between parents/guardians and staff regarding the current status of the child's allergies, this policy and its implementation
- identifying and minimising allergens (refer to *Definitions*) at the service, where possible
- ensuring measures are in place to prevent cross-contamination of any food given to children diagnosed as at risk of anaphylaxis (refer to *Nutrition, Active Play & Oral Health Policy*)

- ensuring that children at risk of anaphylaxis are not discriminated against in any way
- ensuring that children at risk of anaphylaxis can participate in all activities safely and to their full potential
- immediately communicating any concerns with parents/guardians regarding the management of children diagnosed as at risk of anaphylaxis attending the service
- ensuring that medication is not administered to a child at the service unless it has been authorised and administered in accordance with Regulations 95 and 96 (refer to *Administration of Medication Policy* and *Dealing with Medical Conditions Policy*)
- ensuring that parents/guardians of a child and emergency services are notified as soon as is practicable if medication has been administered to that child in an anaphylaxis emergency without authorisation from a parent/guardian or authorised nominee (Regulation 94)
- ensuring that a medication record is kept that includes all details required by Regulation 92(3) for each child to whom medication is to be administered
- ensuring that written notice is given to a parent/guardian as soon as is practicable if medication is administered to a child in the case of an emergency
- responding to complaints and notifying the Department of Education and Training, in writing and within 24 hours, of any incident or complaint in which the health, safety or wellbeing of a child may have been at risk
- displaying the Australasian Society of Clinical Immunology and Allergy (ASCIA) (refer to *Sources*) generic poster *Action Plan for Anaphylaxis* in key locations at the service
- complying with the risk minimisation procedures outlined in Attachment 1
- ensuring that educators/staff who accompany children at risk of anaphylaxis outside the service carry a fully equipped adrenaline autoinjector kit (refer to *Definitions*) and a copy of the ASCIA action plan for anaphylaxis for each child diagnosed as at risk of anaphylaxis.

The Nominated Supervisor and Persons in Day-to-Day Charge are responsible for:

- ensuring the *Enrolment checklist for children diagnosed as at risk of anaphylaxis* (refer to Attachment 2) is completed
- ensuring that all educators' approved first aid qualifications, anaphylaxis management training and emergency asthma management training are current, meet the requirements of the National Act (Section 169(4)) and National Regulations (Regulation 137), and are approved by ACECQA (refer to *Sources*)
- ensuring that medication is not administered to a child at the service unless it has been authorised and administered in accordance with Regulations 95 and 96 (refer to *Administration of Medication Policy* and *Dealing with Medical Conditions Policy*)
- ensuring that parents/guardians of a child and emergency services are notified as soon as is practicable if medication has been administered to that child in an anaphylaxis emergency without authorisation from a parent/guardian or authorised nominee (Regulation 94)
- ensuring educators and staff are aware of the procedures for first aid treatment for anaphylaxis (refer to Attachment 4)
- ensuring an adrenaline autoinjector kit (refer to *Definitions*) is taken on all excursions and other offsite activities (refer to *Excursions and Service Events Policy*)
- compiling a list of children with anaphylaxis and placing it in a secure but readily accessible location known to all staff. This should include the ASCIA action plan for anaphylaxis for each child
- ensuring that all staff, including casual and relief staff, are aware of children diagnosed as at risk of anaphylaxis, their allergies and symptoms, and the location of their adrenaline autoinjector kits and ASCIA action plans for anaphylaxis
- ensuring measures are in place to prevent cross-contamination of any food given to children diagnosed as at risk of anaphylaxis (refer to *Nutrition, Active Play & Oral Health Policy*)

- organising anaphylaxis management information sessions for parents/guardians of children enrolled at the service, where appropriate
- ensuring that all persons involved in the program, including parents/guardians, volunteers and students on placement are aware of children diagnosed as at risk of anaphylaxis
- ensuring programmed activities and experiences take into consideration the individual needs of all children, including children diagnosed as at risk of anaphylaxis
- following the child's ASCIA action plan for anaphylaxis in the event of an allergic reaction, which may progress to an anaphylactic episode
- practising the administration of an adrenaline autoinjector using an autoinjector trainer and 'anaphylaxis scenarios' on a regular basis, at least annually and preferably quarterly
- ensuring staff dispose of used adrenaline autoinjectors appropriately in the sharps disposal unit provided at the service by the Approved Provider
- ensuring that the adrenaline autoinjector kit is stored in a location that is known to all staff, including casual and relief staff, is easily accessible to adults both indoors and outdoors (not locked away) but inaccessible to children, and away from direct sources of heat and cold
- ensuring that parents/guardians or an authorised person named in the child's enrolment record provide written authorisation for children to attend excursions outside the service premises (Regulation 102) (refer to *Excursions and Service Events Policy*)
- providing information to the service community about resources and support for managing allergies and anaphylaxis
- complying with the risk minimisation procedures outlined in Attachment 1.

All staff are responsible for:

- reading and complying with the *Anaphylaxis Policy* and the *Dealing with Medical Conditions Policy*
- maintaining current approved anaphylaxis management qualifications (refer to *Definitions*)
- practising the administration of an adrenaline autoinjector using an autoinjector trainer and 'anaphylaxis scenarios' on a regular basis, at least annually and preferably quarterly
- ensuring they are aware of the procedures for first aid treatment for anaphylaxis (refer to Attachment 4)
- completing the *Enrolment checklist for children diagnosed as at risk of anaphylaxis* (refer to Attachment 2) with parents/guardians
- knowing which children are diagnosed as at risk of anaphylaxis, their allergies and symptoms, and the location of their adrenaline autoinjector kits and medical management action plans
- identifying and, where possible, minimising exposure to allergens (refer to *Definitions*) at the service
- following procedures to prevent the cross-contamination of any food given to children diagnosed as at risk of anaphylaxis (refer to *Nutrition, Active Play & Oral Health Policy*)
- assisting with the development of a risk minimisation plan (refer to Attachment 3) for children diagnosed as at risk of anaphylaxis at the service
- following the child's ASCIA action plan for anaphylaxis in the event of an allergic reaction, which may progress to an anaphylactic episode
- disposing of used adrenaline autoinjectors in the sharps disposal unit provided at the service by the Approved Provider
- following appropriate procedures in the event that a child who has not been diagnosed as at risk of anaphylaxis appears to be having an anaphylactic episode (refer to Attachment 4)
- informing the Approved Provider and the child's parents/guardians following an anaphylactic episode
- taking the adrenaline autoinjector kit (refer to *Definitions*) for each child at risk of anaphylaxis on excursions or to other offsite service events and activities
- providing information to the service community about resources and support for managing allergies and anaphylaxis

- complying with the risk minimisation procedures outlined in Attachment 1
- contacting parents/guardians immediately if an unused, in-date adrenaline autoinjector has not been provided to the service for a child diagnosed as at risk of anaphylaxis. Where this is not provided, children will be unable to attend the service
- discussing with parents/guardians the requirements for completing the enrolment form and medication record for their child
- consulting with the parents/guardians of children diagnosed as at risk of anaphylaxis in relation to the health and safety of their child, and communicating any concerns
- ensuring that children diagnosed as at risk of anaphylaxis are not discriminated against in any way and are able to participate fully in all activities.

Parents/guardians of a child at risk of anaphylaxis are responsible for:

- informing staff, either on enrolment or on initial diagnosis, of their child's allergies
- completing all details on the child's enrolment form, including medical information and written authorisations for medical treatment, ambulance transportation and excursions outside the service premises
- assisting the Approved Provider and staff to develop an anaphylaxis risk minimisation plan (refer to Attachment 3)
- providing staff with an ASCIA action plan for anaphylaxis that is no more than six months old and is signed by a registered medical practitioner, and with written consent to use medication prescribed in line with this action plan
- providing staff with an unused, in-date and complete adrenaline autoinjector kit
- ensuring that the child's ASCIA action plan for anaphylaxis is specific to the brand of adrenaline autoinjector prescribed by the child's medical practitioner
- regularly checking the adrenaline autoinjector device's expiry date and colour of EpiPen adrenaline
- assisting staff by providing information and answering questions regarding their child's allergies
- notifying staff of any changes to their child's allergy status and providing a new ASCIA action plan for anaphylaxis in accordance with these changes
- communicating all relevant information and concerns to staff, particularly in relation to the health of their child
- complying with the service's policy where a child who has been prescribed an adrenaline autoinjector is not permitted to attend the service or its programs without that device
- complying with the risk minimisation procedures outlined in Attachment 1
- ensuring they are aware of the procedures for first aid treatment for anaphylaxis (refer to Attachment 4).

Parents/guardians are responsible for:

- reading and complying with this policy and all procedures, including those outlined in Attachment 1
- bringing relevant issues and concerns to the attention of both staff and the Approved Provider.

Volunteers and students, while at the service, are responsible for following this policy and its procedures.

EVALUATION

In order to assess whether the values and purposes of the policy have been achieved, the Approved Provider will:

- selectively audit enrolment checklists (for example, annually) to ensure that documentation is current and complete
- regularly seek feedback from everyone affected by the policy regarding its effectiveness
- monitor the implementation, compliance, complaints and incidents in relation to this policy

- keep the policy up to date with current legislation, research, policy and best practice
- revise the policy and procedures as part of the service's policy review cycle or following an anaphylactic episode at the service, or as otherwise required
- notify parents/guardians at least 14 days before making any changes to this policy or its procedures.

ATTACHMENTS

- Attachment 1: Risk minimisation procedures
- Attachment 2: Enrolment checklist for children diagnosed as at risk of anaphylaxis
- Attachment 3: Sample risk minimisation plan
- Attachment 4: First Aid Treatment for Anaphylaxis – download from the Australasian Society of Clinical Immunology and Allergy:
<http://www.allergy.org.au/health-professionals/anaphylaxis-resources/first-aid-for-anaphylaxis>
- Attachment 5: Procedures for use of Adrenaline Autoinjector Supplied by the Service
- Attachment 6: ASCIA Action Plan for Anaphylaxis for EpiPen Autoinjectors Sample
- Attachment 7: ASCIA Action Plan for Allergic Reactions Sample

AUTHORISATION

This policy was adopted by the Approved Provider of Beaconsfield Kindergarten on 17th March, 2014.

REVIEW DATE: 24/07/2018

REVIEW FREQUENCY: Annual

NEXT REVIEW DUE: July 2019

ACKNOWLEDGEMENT

ELAA's template policy, on which this policy is based, was reviewed by the Department of Allergy and Immunology at The Royal Children's Hospital Melbourne on 25 February 2015.

ATTACHMENT 1

Risk minimisation procedures

The following procedures should be developed in consultation with the parents/guardians of children in the service who have been diagnosed as at risk of anaphylaxis, and implemented to protect those children from accidental exposure to allergens. These procedures should be regularly reviewed to identify any new potential for accidental exposure to allergens.

In relation to the child diagnosed as at risk:

- ensure that the child's ASCIA Action Plan for Anaphylaxis and Risk Management Plan are reviewed each term
- the child should only eat food that has been specifically prepared for him/her. Some parents/guardians may choose to provide all food for their child
- ensure there is no food sharing (refer to *Definitions*), or sharing of food utensils or containers at the service
- where the service is preparing food for, or undertaking cooking experiences with, the child:
 - ensure that food has been prepared according to the instructions of parents/guardians
 - parents/guardians are to check and approve the instructions in accordance with the risk minimisation plan
- bottles, other drinks, lunch boxes and all food provided by parents/guardians should be clearly labelled with the child's name
- consider placing a severely allergic child away from a table with food allergens. However, be mindful that children with allergies should not be discriminated against in any way and should be included in all activities
- ensure appropriate supervision of the child diagnosed as at risk of anaphylaxis on special occasions such as excursions and other service events
- children diagnosed as at risk of anaphylaxis who are allergic to insect/sting bites should wear shoes and long-sleeved, light-coloured clothing while at the service.

In relation to other practices at the service:

- ensure tables and bench tops are thoroughly cleaned after every use
- ensure that all children and adults wash hands before and after eating, and upon arrival at the service where a child is diagnosed as at risk of anaphylaxis
- supervise all children at meal and snack times, and ensure that food is consumed in specified areas. To minimise risk, children should not move around the service with food
- do not use food of any kind as a reward at the service
- ensure that children's risk minimisation plans inform the service's food purchases and menu planning
- ensure that staff and volunteers who are involved in food preparation and service undertake measures to prevent cross-contamination of food during the storage, handling, preparation and serving of food, including careful cleaning of food preparation areas and utensils
- request that all parents/guardians avoid bringing food to the service that contains specified allergens or ingredients as outlined in the risk minimisation plans of children diagnosed as at risk of anaphylaxis
- restrict the use of food and food containers, boxes and packaging in crafts, cooking and science experiments, according to the allergies of children at the service
- ensure staff discuss the use of foods in children's activities with parents/guardians of at-risk children. Any food used at the service should be consistent with the risk management plans of children diagnosed as at risk of anaphylaxis
- ensure that garden areas are kept free from stagnant water and plants that may attract biting insects.

ATTACHMENT 2

Enrolment checklist for children diagnosed as at risk of anaphylaxis

- A risk minimisation plan is completed in consultation with parents/guardians prior to the attendance of the child at the service, and is implemented including following procedures to address the particular needs of each child diagnosed as at risk of anaphylaxis.
- Parents/guardians of a child diagnosed as at risk of anaphylaxis have been provided with a copy of the service's *Anaphylaxis Policy* and *Dealing with Medical Conditions Policy*.
- All parents/guardians are made aware of the service's *Anaphylaxis Policy*.
- An ASCIA action plan for anaphylaxis for the child is completed and signed by the child's registered medical practitioner and is accessible to all staff.
- A copy of the child's ASCIA action plan for anaphylaxis is included in the child's adrenaline autoinjector kit (refer to *Definitions*).
- An adrenaline autoinjector (with a visible expiry date) is available for use at all times the child is being educated and cared for by the service.
- An adrenaline autoinjector is stored in an insulated container (adrenaline autoinjector kit) in a location easily accessible to adults both indoors and outdoors (not locked away) but inaccessible to children, and away from direct sources of heat and cold.
- All staff, including casual and relief staff, are aware of the location of each adrenaline autoinjector kit and the location of each child's ASCIA action plan for anaphylaxis.
- All staff have undertaken approved anaphylaxis management training (refer to *Definitions*), which includes strategies for anaphylaxis management, risk minimisation, recognition of allergic reactions and emergency first aid treatment. Details regarding qualifications are to be recorded on the staff record (refer to *Definitions*).
- All staff have undertaken practise with an autoinjector trainer at least annually and preferably quarterly. Details regarding participation in practice sessions are to be recorded on the staff record (refer to *Definitions*).
- A procedure for first aid treatment for anaphylaxis is in place and all staff understand it (refer to Attachment 4).
- Contact details of all parents/guardians and authorised nominees are current and accessible.
- Information regarding any other medications or medical conditions in the service (for example asthma) is available to staff.
- If food is prepared at the service, measures are in place to prevent cross-contamination of the food given to the child diagnosed as at risk of anaphylaxis.

ATTACHMENT 3

Sample risk minimisation plan

The following information is not a comprehensive list but contains some suggestions to consider when developing/reviewing your service's risk minimisation plan in consultation with parents/guardians.

How well has the service planned for meeting the needs of children with allergies and those who have been diagnosed as at risk of anaphylaxis?	
Who are the children?	<input type="checkbox"/> List names and room locations of each child diagnosed as at risk.
What are they allergic to?	<input type="checkbox"/> List all known allergens for each child at risk. <input type="checkbox"/> List potential sources of exposure to each known allergen and strategies to minimise the risk of exposure. This will include requesting certain foods/items not be brought to the service.
Do staff (including casual and relief staff), volunteers and visiting staff recognise the children at risk?	<input type="checkbox"/> List the strategies for ensuring that all staff, including casual and relief staff, recognise each at-risk child, are aware of the child's specific allergies and symptoms and the location of their anaphylaxis medical management action plan. <input type="checkbox"/> Confirm the location of each child's ASCIA action plan for anaphylaxis and ensure it contains a photo of the child.
Do families and staff know how the service manages the risk of anaphylaxis?	<input type="checkbox"/> Record the date on which each family of a child diagnosed as at risk of anaphylaxis is provided a copy of the service's <i>Anaphylaxis Policy</i> . <input type="checkbox"/> Record the date that parents/guardians provide an unused, in-date and complete adrenaline autoinjector kit. <input type="checkbox"/> Test that all staff, including casual and relief staff, know the location of the adrenaline autoinjector kit and ASCIA action plan for anaphylaxis for each at-risk child. <input type="checkbox"/> Ensure that there is a procedure in place to regularly check the expiry date of each adrenaline autoinjector. <input type="checkbox"/> Ensure a written request is sent to all families at the service to follow specific procedures to minimise the risk of exposure to a known allergen. This may include strategies such as requesting specific items not be sent to the service, for example: <ul style="list-style-type: none"> • food containing known allergens or foods where transfer from one child to another is likely e.g. peanut/nut products, whole egg, sesame or chocolate • food packaging where that food is a known allergen e.g. cereal boxes, egg cartons.

	<ul style="list-style-type: none"> <input type="checkbox"/> Ensure a new written request is sent to all families if food allergens change. <input type="checkbox"/> Ensure all families are aware of the service policy that no child who has been prescribed an adrenaline autoinjector is permitted to attend the service without that device. <input type="checkbox"/> Display the ASCIA generic poster <i>Action Plan for Anaphylaxis</i> in key locations at the service <input type="checkbox"/> Ensure that the adrenaline autoinjector kit, including a copy of the ASCIA action plan for anaphylaxis, is carried by an educator when a child diagnosed as at risk is taken outside the service premises e.g. for excursions.
<p>Has a communication plan been developed which includes procedures to ensure that:</p> <ul style="list-style-type: none"> • all staff, volunteers, students and parents/guardians are informed about the policy and procedures for the management of anaphylaxis at Beaconsfield Kindergarten. • parents/guardians of a child diagnosed as at risk of anaphylaxis are able to communicate with service staff about any changes to the child's diagnosis or anaphylaxis medical management action plan • all staff, including casual, relief and visiting staff, volunteers and students are informed about, and are familiar with, all ASCIA action plans for anaphylaxis and the Beaconsfield Kindergarten risk management plan. 	<ul style="list-style-type: none"> <input type="checkbox"/> All parents/guardians are provided with a copy of the <i>Anaphylaxis Policy</i> prior to commencing at Beaconsfield Kindergarten. <input type="checkbox"/> A copy of this policy is displayed in a prominent location at the service. <input type="checkbox"/> Staff will meet with parents/guardians of a child diagnosed as at risk of anaphylaxis prior to the child's commencement at the service and will develop an individual communication plan for that family. <input type="checkbox"/> An induction process for all staff and volunteers includes information regarding the management of anaphylaxis at the service including the location of adrenaline autoinjector kits, ASCIA action plans for anaphylaxis, risk minimisation plans and procedures, and identification of children at risk.
<p>Do all staff know how the service aims to minimise the risk of a child being exposed to an allergen?</p>	
<p>Think about times when the child could potentially be exposed to allergens and develop appropriate strategies including identifying the person responsible for implementing them (refer to the following section for possible scenarios and strategies).</p> <ul style="list-style-type: none"> <input type="checkbox"/> Menus are planned in conjunction with parents/guardians of children diagnosed as at risk of anaphylaxis. <ul style="list-style-type: none"> • Food for the at-risk child is prepared according to the instructions of parents/guardians to avoid the inclusion of food allergens. • As far as is practical, the service's menu for all children should not contain food with ingredients such as milk, egg, peanut/nut or sesame, or other products to which children are at risk. • The at-risk child should not be given food where the label indicates that the food may contain traces of a known allergen. 	

- Hygiene procedures and practices are followed to minimise the risk of cross-contamination of surfaces, food utensils or containers by food allergens refer to *Food Safety Policy*).
- Consider the safest place for the at-risk child to be served and to consume food, while ensuring they are not discriminated against or socially excluded from activities.
- Develop procedures for ensuring that each at-risk child only consumes food prepared specifically for him/her.
- Do not introduce food to a baby/child if the parents/guardians have not previously given this food to the baby/child.
- Ensure each child enrolled at the service washes his/her hands before and after eating, and upon arrival at the service if there is a child who is diagnosed as at risk of anaphylaxis.
- Employ teaching strategies to raise the awareness of all children about anaphylaxis and the importance of *no food sharing* (refer to *Definitions*) at the service.
- Bottles, other drinks, lunch boxes and all food provided by the family of the at-risk child should be clearly labelled with the child's name.

Do relevant people know what action to take if a child has an anaphylactic episode?

- Know what each child's ASCIA action plan for anaphylaxis contains and implement the procedures.
- Know:
 - who will administer the adrenaline autoinjector and stay with the child
 - who will telephone the ambulance and the parents/guardians of the child
 - who will ensure the supervision of other children at the service
 - who will let the ambulance officers into the service and take them to the child.
- Ensure all staff have undertaken approved anaphylaxis management training and participate in regular practise sessions.

Potential exposure scenarios and strategies

<p>How effective is the service's risk minimisation plan?</p> <p><input type="checkbox"/> Review the risk minimisation plan of each child diagnosed as at risk of anaphylaxis with parents/guardians each term, on re-enrolment and after any incident or accidental exposure to allergens.</p>
--

Scenario	Strategy	Who is responsible?
Party or celebration	Give parents/guardians adequate notice of the event.	Approved Provider, Nominated Supervisor and educators
	Ensure safe food is provided for the child diagnosed as at risk of anaphylaxis.	Parents/guardians and staff
	Ensure the child diagnosed as at risk of anaphylaxis only eats food approved by his/her parents/guardians.	Staff
	Specify a range of foods that all parents/guardians may send for the party and note particular foods and ingredients that should not be sent.	Approved Provider and Nominated Supervisor
Protection from insect bite allergies	Specify play areas that are lowest risk to the child diagnosed as at risk and encourage him/her and peers to play in that area.	Educators
	Decrease the number of plants that attract bees or other biting insects.	Approved Provider
	Ensure the child diagnosed as at risk of anaphylaxis wears shoes at all times they are outdoors.	Educators
	Respond promptly to any instance of insect infestation. It may be appropriate to request exclusion of the child diagnosed as at risk during the period required to eradicate the insects.	Approved Provider/Nominated Supervisor
Latex allergies	Avoid the use of party balloons or latex gloves.	Staff
Cooking with children	Ensure parents/guardians of the child diagnosed as at risk of anaphylaxis are advised well in advance and included in the planning process. Parents/guardians may prefer to provide the ingredients themselves.	Approved Provider, Nominated Supervisor and educators
	Ensure activities and ingredients used are consistent with risk minimisation plans.	

ATTACHMENT 4 First Aid Treatment for Anaphylaxis



First Aid for Anaphylaxis

SIGNS OF MILD TO MODERATE ALLERGIC REACTION

- Swelling of lips, face, eyes
- Hives or welts
- Tingling mouth
- Abdominal pain, vomiting (these are signs of anaphylaxis for insect allergy)

ACTION FOR MILD TO MODERATE ALLERGIC REACTION

- For insect allergy - flick out sting if visible
- For tick allergy - freeze dry tick and allow to drop off
- Stay with person and call for help
- Locate adrenaline (epinephrine) autoinjector
- Phone family/emergency contact

Mild to moderate allergic reactions (such as hives or swelling) may not always occur before anaphylaxis (severe allergic reaction)

WATCH FOR ANY ONE OF THE FOLLOWING SIGNS OF ANAPHYLAXIS

- Difficult/noisy breathing
- Swelling of tongue
- Swelling/tightness in throat
- Wheeze or persistent cough
- Difficulty talking and/or hoarse voice
- Persistent dizziness or collapse
- Pale and floppy (young children)

ACTION FOR ANAPHYLAXIS (SEVERE ALLERGIC REACTION)

1 Lay person flat

Do NOT allow them to stand or walk
If unconscious, place in recovery position
If breathing is difficult allow them to sit

2 Give adrenaline autoinjector

3 Phone ambulance - 000 (AU) or 111 (NZ)

4 Phone family/emergency contact

5 Further adrenaline doses may be given if no response after 5 minutes

6 Transfer person to hospital for at least 4 hours of observation

If in doubt give adrenaline autoinjector

Commence CPR at any time if person is unresponsive and not breathing normally



ALWAYS give adrenaline autoinjector **FIRST**, and then asthma reliever puffer if someone with known asthma and allergy to food, insects or medication has **SUDDEN BREATHING DIFFICULTY** (including wheeze, persistent cough or hoarse voice) even if there are no skin symptoms

ATTACHMENT 5





Procedures for use of Adrenaline Autoinjector Supplied by the Service

It is the policy of Beaconsfield Kindergarten to always have an unused, in date adrenaline autoinjector on the premises, regardless of whether any child enrolled has been diagnosed as at risk of anaphylaxis.


The service's adrenaline autoinjector should only be used in the following circumstances.

- If a child or adult attending the service (e.g. staff member, parent, student or volunteer) who is diagnosed as at risk of anaphylaxis has an anaphylactic reaction, and their prescribed adrenaline autoinjector has already been used, and their ASCIA action plan for anaphylaxis recommends a further dose of adrenaline. The service's adrenaline autoinjector should be used in consultation with emergency services.
- If a child or adult attending the service (e.g. staff member, parent, student or volunteer) who is diagnosed as at risk of anaphylaxis has an anaphylactic reaction, and their prescribed adrenaline autoinjector is injected incorrectly. The service's adrenaline autoinjector should be used in consultation with emergency services.
- If a child or adult attending the service (e.g. staff member, parent, student or volunteer) who is not diagnosed as at risk of anaphylaxis appears to be having an anaphylactic reaction. The service's adrenaline autoinjector should only be used in consultation with emergency services.

ATTACHMENT 6
ASCIA Action Plan for Anaphylaxis Sample

 <p>ascia <small>australian society of clinical immunology and allergy</small> www.allergy.org.au</p>	<p>ACTION PLAN FOR Anaphylaxis</p>
<p>Name: _____</p>	<p>For use with adrenaline (epinephrine) autoinjectors</p>
<p>Date of birth: _____</p>	<p>SIGNS OF MILD TO MODERATE ALLERGIC REACTION</p>
	<ul style="list-style-type: none"> • Swelling of lips, face, eyes • Tingling mouth • Hives or welts • Abdominal pain, vomiting (these are signs of anaphylaxis for insect allergy)
<p>Confirmed allergens:</p>	<p>ACTION FOR MILD TO MODERATE ALLERGIC REACTION</p>
<p>Family/emergency contact name(s):</p>	<ul style="list-style-type: none"> • For insect allergy - flick out sting if visible • For tick allergy <input type="checkbox"/> seek medical help or <input type="checkbox"/> freeze tick and let it drop off • Stay with person and call for help • Locate adrenaline autoinjector • Give other medications (if prescribed) _____ • Phone family/emergency contact
<p>Work Ph: _____</p>	<p>Mild to moderate allergic reactions (such as hives or swelling) may not always occur before anaphylaxis</p>
<p>Home Ph: _____</p>	<p>WATCH FOR ANY ONE OF THE FOLLOWING SIGNS OF ANAPHYLAXIS (SEVERE ALLERGIC REACTION)</p>
<p>Mobile Ph: _____</p>	<ul style="list-style-type: none"> • Difficult/noisy breathing • Difficulty talking and/or hoarse voice • Swelling of tongue • Persistent dizziness or collapse • Swelling/tightness in throat • Pale and floppy (young children) • Wheeze or persistent cough
<p>Plan prepared by medical or nurse practitioner:</p>	<p>ACTION FOR ANAPHYLAXIS</p>
<p>I hereby authorize medications specified on this plan to be administered according to the plan</p>	<p>1 Lay person flat - do NOT allow them to stand or walk</p>
<p>Signed: </p>	<ul style="list-style-type: none"> - If unconscious, place in recovery position - If breathing is difficult allow them to sit 
<p>Date: _____</p>	<p>2 Give adrenaline autoinjector</p>
<p>Action Plan due for review - date:</p>	<p>3 Phone ambulance - 000 (AU) or 111 (NZ)</p>
<p>Refer to the device label for instructions on how to give an adrenaline (epinephrine) autoinjector.</p>	<p>4 Phone family/emergency contact</p>
<p>Instructions are also on the ASCIA website www.allergy.org.au/anaphylaxis</p>	<p>5 Further adrenaline doses may be given if no response after 5 minutes</p>
<p>Adrenaline autoinjectors (300 mcg) are prescribed for children over 20kg and adults. Adrenaline autoinjectors (150 mcg) are prescribed for children 10-20kg</p>	<p>6 Transfer person to hospital for at least 4 hours of observation</p>
<p>© ASCIA 2018 This plan was developed as a medical document that can only be completed and signed by the patient's medical or nurse practitioner and cannot be altered without their permission</p>	<p>If in doubt give adrenaline autoinjector Commence CPR at any time if person is unresponsive and not breathing normally</p>
<p>ALWAYS give adrenaline autoinjector FIRST, and then asthma reliever puffer if someone with known asthma and allergy to food, insects or medication has SUDDEN BREATHING DIFFICULTY (including wheeze, persistent cough or hoarse voice) even if there are no skin symptoms</p>	<p>Asthma reliever medication prescribed: <input type="checkbox"/> Y <input type="checkbox"/> N</p> <ul style="list-style-type: none"> • If adrenaline is accidentally injected (e.g. into a thumb) phone your local poisons information centre. • Continue to follow this action plan for the person with the allergic reaction.

ATTACHMENT 7
ASCIA Action Plan for Allergic Reactions Sample



www.allergy.org.au

ACTION PLAN FOR Allergic Reactions

Name: _____

Date of birth: _____

Confirmed allergens:

Family/emergency contact name(s):


Work Ph: _____

Home Ph: _____

Mobile Ph: _____

Plan prepared by medical or nurse practitioner:

I hereby authorise medications specified on this plan to be administered according to the plan

Signed: 

Date: _____

Action Plan due for review - date: _____

SIGNS OF MILD TO MODERATE ALLERGIC REACTION

- Swelling of lips, face, eyes
- Tingling mouth
- Hives or welts
- Abdominal pain, vomiting (these are signs of anaphylaxis for insect allergy)

ACTION FOR MILD TO MODERATE ALLERGIC REACTION



- For insect allergy - flick out sting if visible
- For tick allergy seek medical help or freeze tick and let it drop off
- Stay with person and call for help
- Give other medications (if prescribed).....
- Phone family/emergency contact

Mild to moderate allergic reactions (such as hives or swelling) may not always occur before anaphylaxis

WATCH FOR ANY ONE OF THE FOLLOWING SIGNS OF ANAPHYLAXIS (SEVERE ALLERGIC REACTION)

- Difficult/noisy breathing
- Difficulty talking and/or hoarse voice
- Swelling of tongue
- Persistent dizziness or collapse
- Swelling/tightness in throat
- Pale and floppy (young children)
- Wheeze or persistent cough

ACTION FOR ANAPHYLAXIS

- 1 Lay person flat - do NOT allow them to stand or walk**
 - If unconscious, place in recovery position 
 - If breathing is difficult allow them to sit 
- 2 Give adrenaline (epinephrine) autoinjector if available**
- 3 Phone ambulance - 000 (AU) or 111 (NZ)**
- 4 Phone family/emergency contact**
- 5 Transfer person to hospital for at least 4 hours of observation**

If in doubt give adrenaline autoinjector

Commence CPR at any time if person is unresponsive and not breathing normally

ALWAYS give adrenaline autoinjector FIRST if available, and then asthma reliever puffer if someone with known asthma and allergy to food, insects or medication has SUDDEN BREATHING DIFFICULTY (including wheeze, persistent cough or hoarse voice) even if there are no skin symptoms.

Asthma reliever medication prescribed: Y N

Note: This ASCIA Action Plan for Allergic Reactions is for people with mild to moderate allergies, who need to avoid certain allergens.

For people with severe allergies (and at risk of anaphylaxis) there are red ASCIA Action Plans for Anaphylaxis (brand specific or generic versions) for use with adrenaline (epinephrine) autoinjectors.

Instructions are on the device label.

Adrenaline autoinjectors (300 mcg) are prescribed for children over 20kg and adults. Adrenaline autoinjectors (150 mcg) are prescribed for children 10-20kg.

- If adrenaline is accidentally injected (e.g. into a thumb) phone your local poisons information centre.
- Continue to follow this action plan for the person with the allergic reaction.

© ASCIA 2018 This plan was developed as a medical document that can only be completed and signed by the patient's medical or nurse practitioner and cannot be altered without their permission